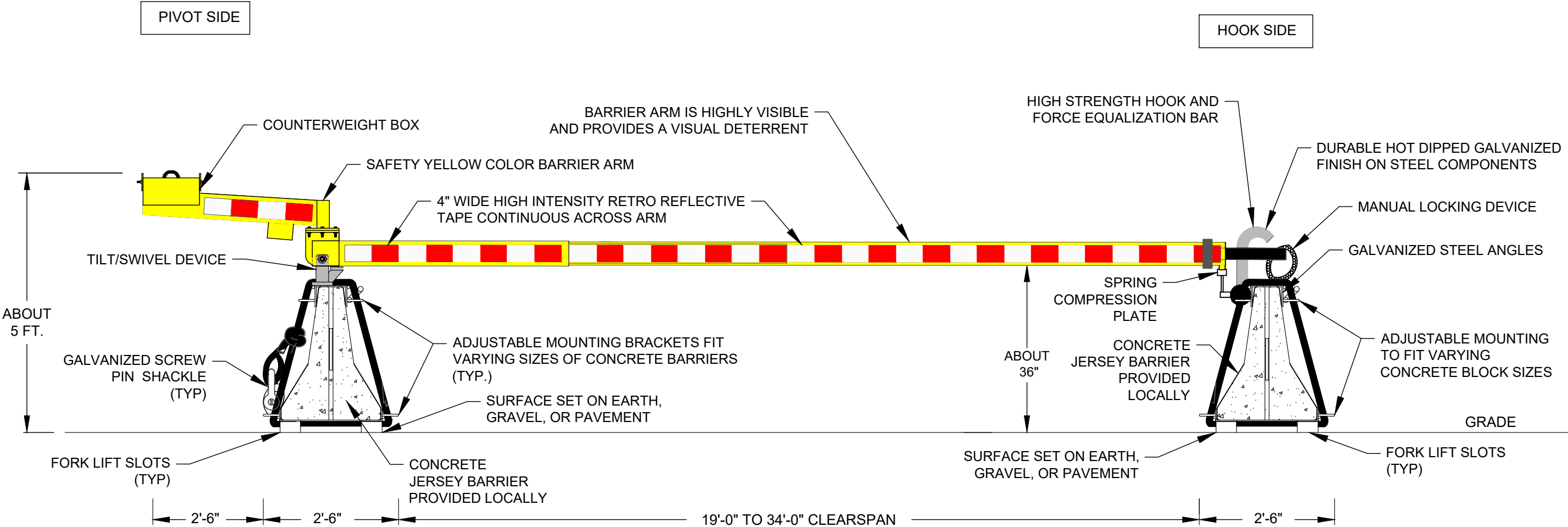


# B1 HELLFIRE M50 - MANUAL

## KIT BASED CRASH BEAM - MODEL KBVB-MAN-1200-S

CRASH TESTED TO ASTM F2656-07 - M50/P3 RATED - STOPS 15,000 LB. VEHICLE AT 50 MPH IMPACT



### KEY CAPABILITIES:

1. BARRIER IS DELIVERED AS A "KIT" WITH PREFABRICATED PARTS ON PALLET. (SEE SHEET 3 OF 3). FASTENERS AND TOOLS ARE INCLUDED. SET UP IN FOUR (4) HOURS. ADJUSTABLE COMPONENTS CONNECT TO IN-COUNTRY CONCRETE BLOCKS.
2. BARRIER ARM IS MANUALLY ROTATED HORIZONTALLY BY ONE (1) PERSON.
3. MANUAL LOCKING OF BARRIER ARM.
4. BARRIER ARM IS HIGHLY VISIBLE AND PROVIDES A VISUAL DETERRENT.
5. EASILY RELOCATED USING A FORKLIFT WITHOUT REQUIRING DISASSEMBLY. SURFACE SET.
6. BARRIER PROVIDES BI-DIRECTIONAL STOPPING CAPABILITY. (CERTIFIED TO STOP INBOUND AND OUTBOUND VEHICLE IMPACTS)
7. HOT DIPPED GALVANIZED STEEL COMPONENTS.
8. HOOK SIDE AND PIVOT SIDE OF BARRIER CAN BE REVERSED.
9. ACCOMMODATES SLIGHT DIFFERENCES IN GRADE ELEVATIONS BETWEEN "HOOK SIDE" AND "PIVOT SIDE"
10. BARRIER HAS MODULAR COMPONENTS THAT CAN BE DISCONNECTED AND REPLACED, IF DAMAGED BY IMPACT.
11. KITS ARE LIGHT WEIGHT AND CAN BE DELIVERED AIR FREIGHT. COMPONENTS FIT TO DIFFERENT BLOCK SIZES PROVIDED IN COUNTRY.



### BARRIER1 SYSTEMS, LLC

3300 Battleground Ave. Suite 320  
Greensboro, NC 27410  
(336) 617-8478 www.barrier1.com  
sales@barrier1.com

**PATENT PROTECTED**

**THE DRAWINGS AND INFORMATION CONTAINED HEREIN ARE  
PROPRIETARY AND CONFIDENTIAL, AND ARE AUTHORIZED ONLY  
FOR USE FOR WORK ASSOCIATED WITH BARRIER1 SYSTEMS, LLC  
ALL RIGHTS RESERVED.**

ELEVATION VIEW  
(LOWERED)

KBVB-MAN-1200-S

SHEET: 1 OF 3

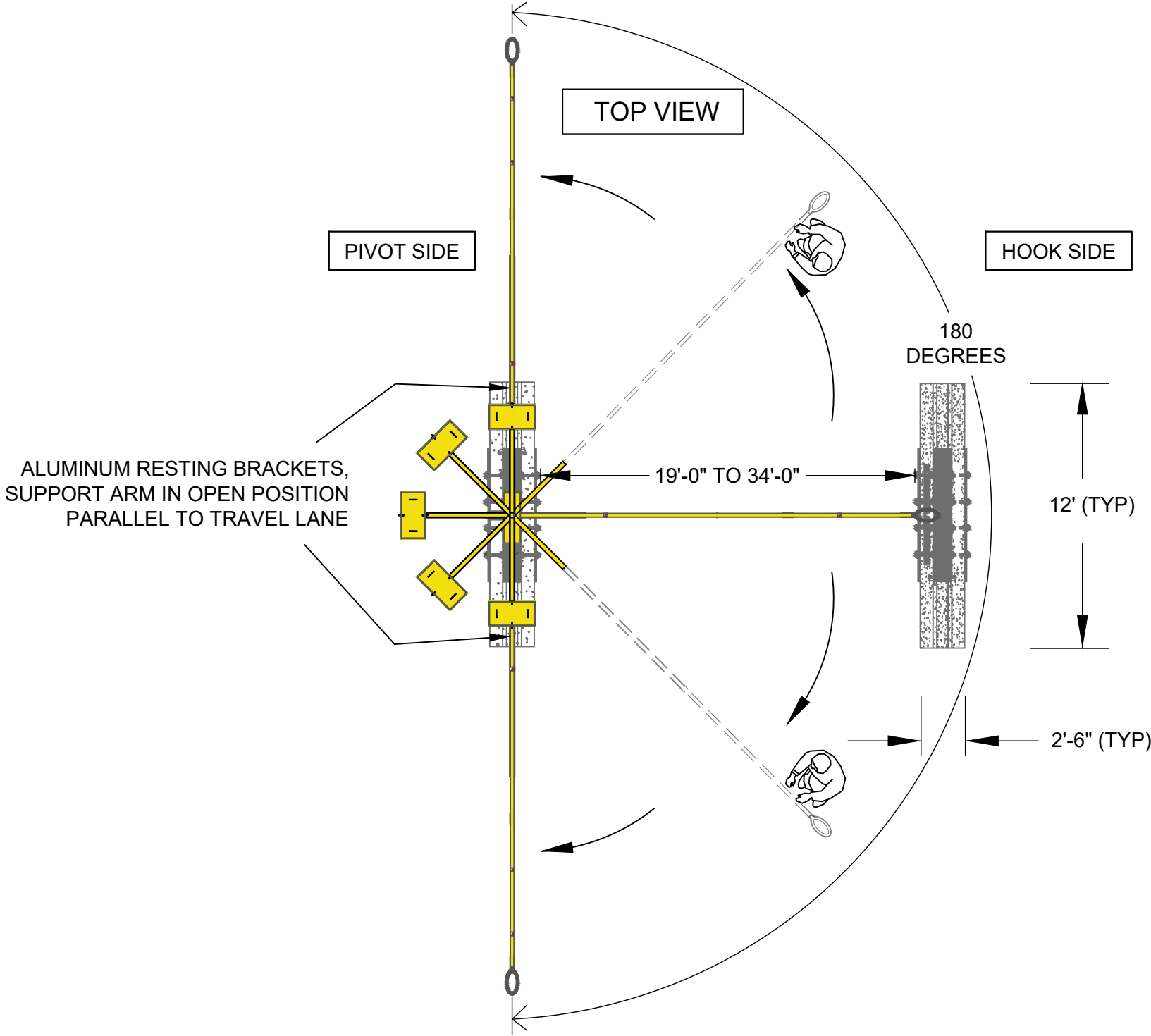
20230106-10-W

SCALE: N.T.S.

# B1 HELLFIRE M50 - MANUAL

## KIT BASED CRASH BEAM - MODEL KBVB-MAN-1200-S

CRASH TESTED TO ASTM F2656-07 - M50/P3 RATED - STOPS 15,000 LB. VEHICLE AT 50 MPH IMPACT



### BARRIER1 SYSTEMS, LLC

3300 Battleground Ave. Suite 320  
Greensboro, NC 27410  
(336) 617-8478 www.barrier1.com  
sales@barrier1.com

**PATENT PROTECTED**

**THE DRAWINGS AND INFORMATION CONTAINED HEREIN ARE  
PROPRIETARY AND CONFIDENTIAL, AND ARE AUTHORIZED ONLY  
FOR USE FOR WORK ASSOCIATED WITH BARRIER1 SYSTEMS, LLC  
ALL RIGHTS RESERVED.**

PLAN VIEW  
(ROTATION OF ARM)

KBVB-MAN-1200-S

SHEET: 2 OF 3

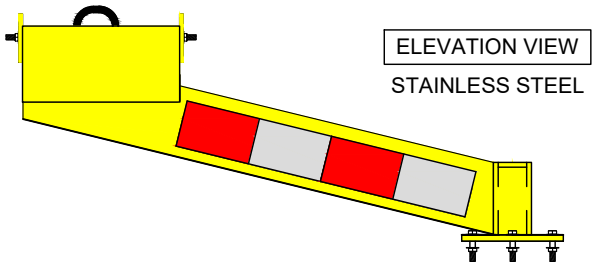
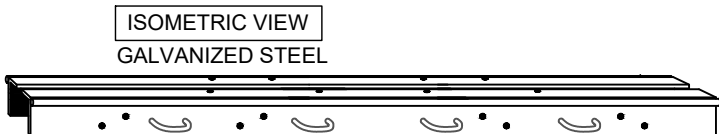
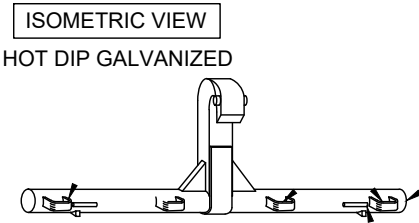

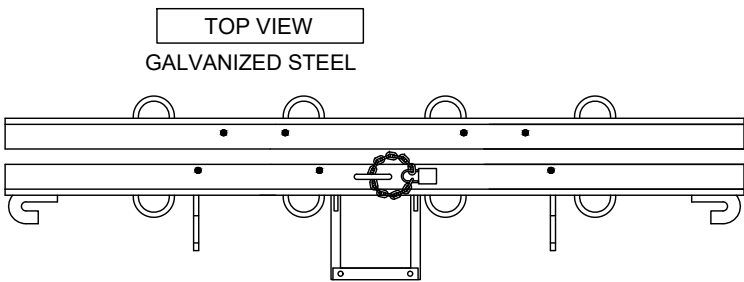
20230106-10-W

SCALE: N.T.S.

B1 HELLFIRE M50 - MANUAL


KIT BASED CRASH BEAM - MODEL KBVB-MAN-1200-S

CRASH TESTED TO ASTM F2656-07 - M50/P3 RATED - STOPS 15,000 LB. VEHICLE AT 50 MPH IMPACT



KEY CAPABILITIES :

1. COMPONENTS ARE ATTACHED TO CONCRETE BARRIERS. COMPONENTS ARE ADJUSTABLE TO FIT VARYING SIZES OF CONCRETE BARRIERS.
2. SPECIALIZED FASTENERS AND TOOLS ARE PROVIDED IN KIT.
3. STEP BY STEP INSTRUCTIONS ARE PROVIDED. SET UP IN ABOUT 4 HOURS.



BARRIER1 SYSTEMS, LLC

3300 Battleground Ave. Suite 320  
Greensboro, NC 27410  
(336) 617-8478    www.barrier1.com  
sales@barrier1.com

PATENT PROTECTED

THE DRAWINGS AND INFORMATION CONTAINED HEREIN ARE  
PROPRIETARY AND CONFIDENTIAL, AND ARE AUTHORIZED ONLY  
FOR USE FOR WORK ASSOCIATED WITH BARRIER1 SYSTEMS, LLC  
ALL RIGHTS RESERVED.

PARTS LIST

KBVB-MAN-1200-S

SHEET: 3 OF 3

20230106-10-W

SCALE: N.T.S.