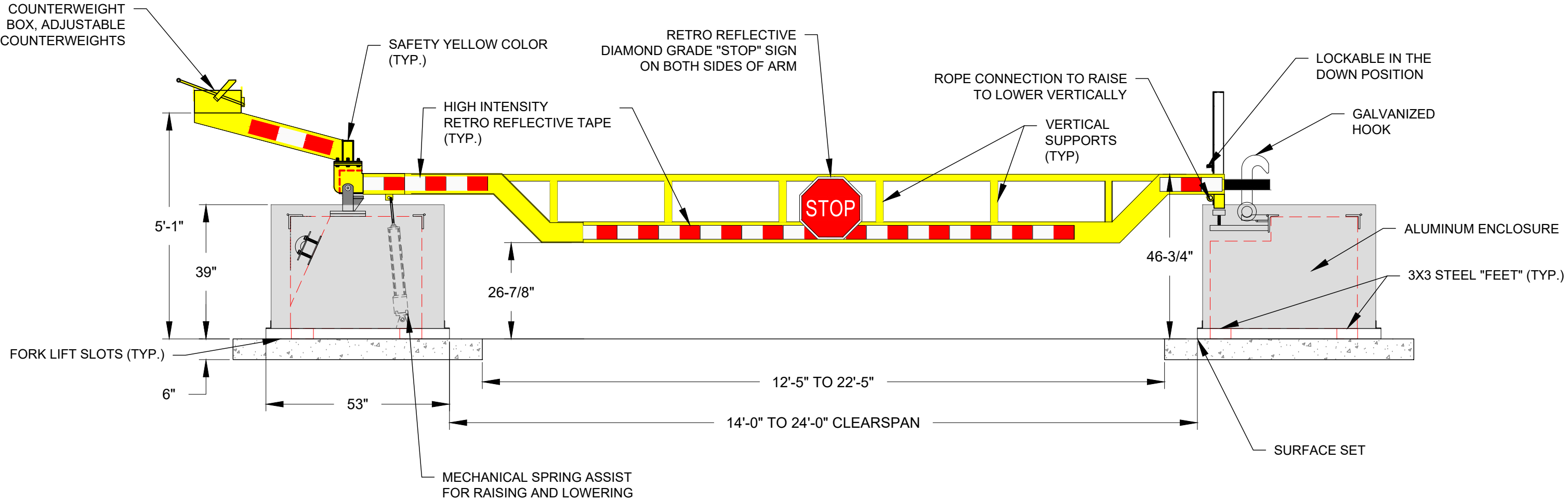


B1 AVENGER M50 - MANUAL

MANUAL SURFACE SET DROP AND SWING ARM - MODEL DACB-PAM-1200-DS

CRASH TESTED TO ASTM F2656-07 - M50/P3 RATED - STOPS 15,000 LB. VEHICLE AT 50 MPH IMPACT



KEY CAPABILITIES:

1. BARRIER IS DELIVERED PREFABRICATED AND PRE ASSEMBLED, READY TO OFF-LOAD AND SURFACE SET.
2. BARRIER ARM IS MANUALLY RAISED VERTICALLY OR ROTATED HORIZONTALLY IN EITHER DIRECTION (SEE NOTES ON SHEET 2 AND 3).
3. MANUAL LOCKING IN THE CLOSED POSITION.
4. BARRIER ARM IS HIGHLY VISIBLE WITH REFLECTIVE TAPE.
5. MOBILE BARRIER CAN BE EASILY RELOCATED USING A FORKLIFT WITHOUT REQUIRING DISASSEMBLY.
6. BARRIER PROVIDES BI-DIRECTIONAL STOPPING CAPABILITY (STOPS INBOUND AND OUTBOUND VEHICLE IMPACTS).
7. STAINLESS STEEL, HOT DIPPED GALVANIZED STEEL, AND ALUMINUM MATERIALS USED.
8. HOOK SIDE AND PIVOT SIDE OF BARRIER CAN BE REVERSED.
9. MODULAR COMPONENTS THAT CAN BE DISCONNECTED AND REPLACED, IF BARRIER IS IMPACTED.



BARRIER1 SYSTEMS, LLC

3300 Battleground Ave. Suite 320
Greensboro, NC 27410
(336) 617-8478 www.barrier1.com
sales@barrier1.com

PATENT PROTECTED

**THE DRAWINGS AND INFORMATION CONTAINED HEREIN ARE
PROPRIETARY AND CONFIDENTIAL, AND ARE AUTHORIZED ONLY
FOR USE FOR WORK ASSOCIATED WITH BARRIER1 SYSTEMS, LLC
ALL RIGHTS RESERVED.**

ELEVATION VIEW
(LOWERED)

DROP AND SWING ARM

SHEET: 1 OF 3

20230104-10-W

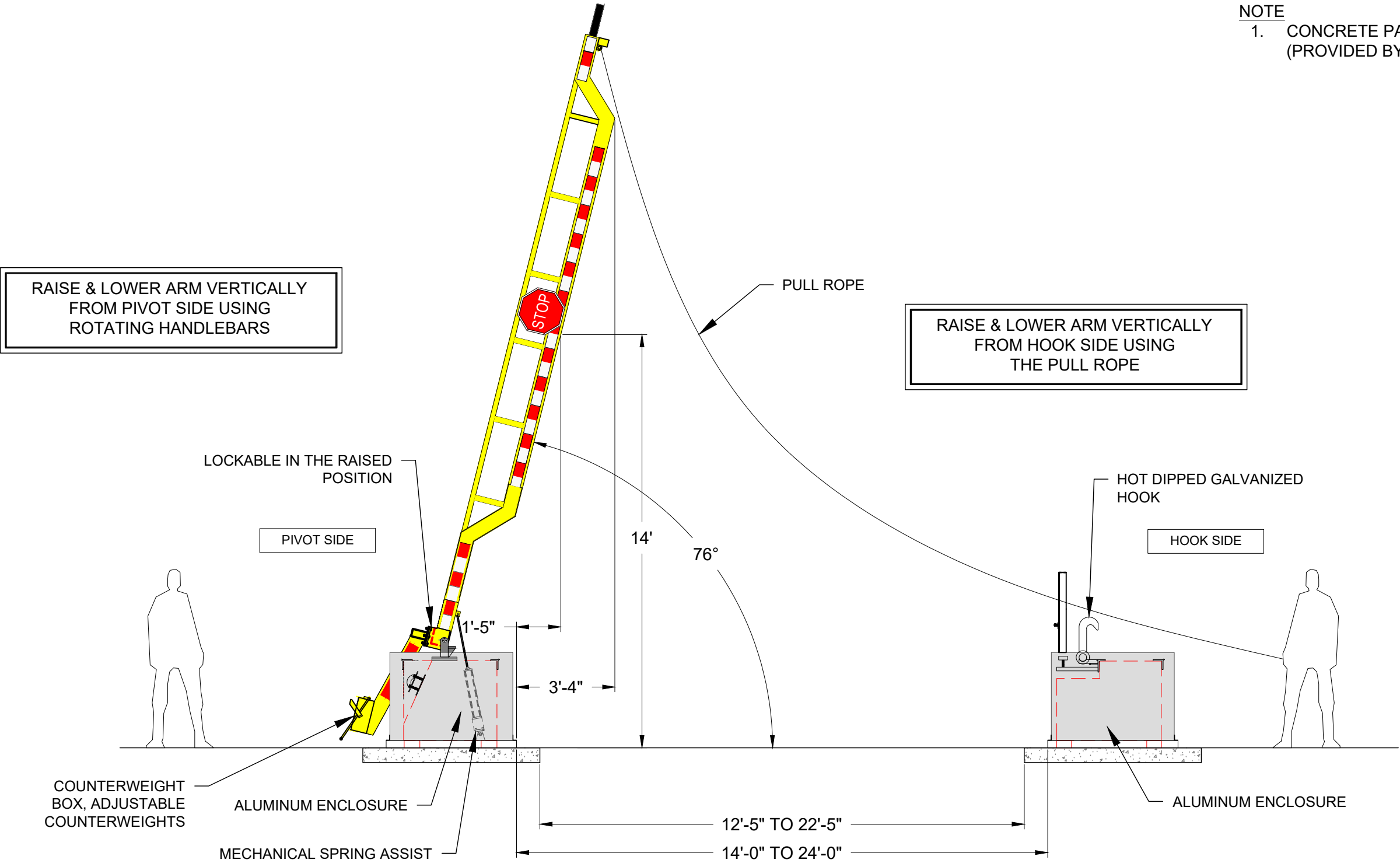
SCALE: N.T.S.

B1 AVENGER M50 - MANUAL

MANUAL SURFACE SET DROP AND SWING ARM - MODEL DACB-PAM-1200-DS

CRASH TESTED TO ASTM F2656-07 - M50/P3 RATED - STOPS 15,000 LB. VEHICLE AT 50 MPH IMPACT

NOTE
1. CONCRETE PADS ARE RECOMMENDED
(PROVIDED BY OTHERS)



BARRIER1 SYSTEMS, LLC

3300 Battleground Ave. Suite 320
Greensboro, NC 27410
(336) 617-8478 www.barrier1.com
sales@barrier1.com

PATENT PROTECTED

THE DRAWINGS AND INFORMATION CONTAINED HEREIN ARE
PROPRIETARY AND CONFIDENTIAL, AND ARE AUTHORIZED ONLY
FOR USE FOR WORK ASSOCIATED WITH BARRIER1 SYSTEMS, LLC
ALL RIGHTS RESERVED.

ELEVATION VIEW
(RAISED)

DROP AND SWING ARM

SHEET: 2 OF 3

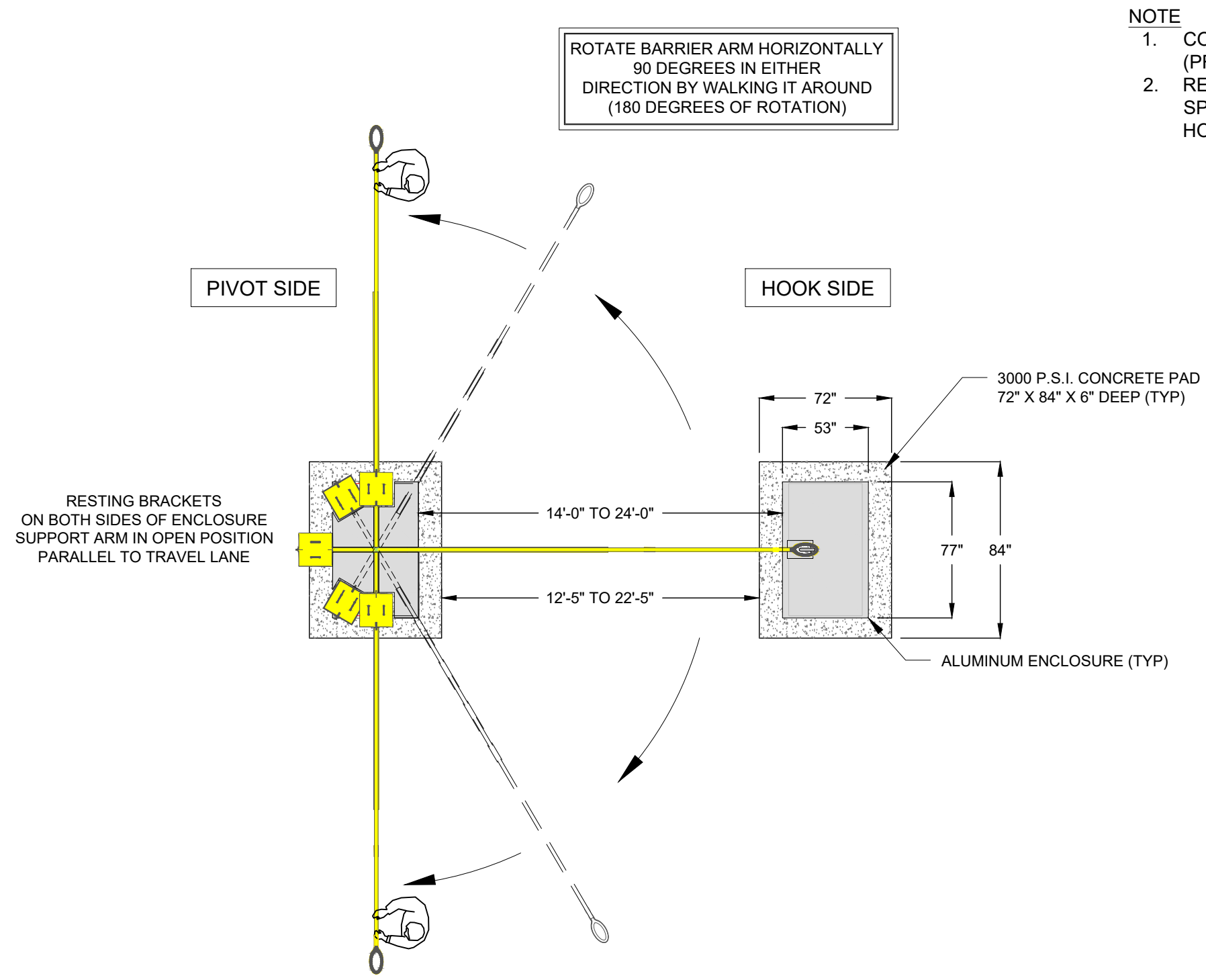
20230104-10-W

SCALE: N.T.S.

B1 AVENGER M50 - MANUAL

MANUAL SURFACE SET DROP AND SWING ARM - MODEL DACB-PAM-1200-DS

CRASH TESTED TO ASTM F2656-07 - M50/P3 RATED - STOPS 15,000 LB. VEHICLE AT 50 MPH IMPACT



- NOTE**
- 1. CONCRETE PADS ARE RECOMMENDED (PROVIDED BY OTHERS)
 - 2. REMOVE PIN AT TOP OF MECHANICAL SPRING ASSIST TO SWING BARRIER HORIZONTALLY



BARRIER1 SYSTEMS, LLC
3300 Battleground Ave. Suite 320
Greensboro, NC 27410
(336) 617-8478 www.barrier1.com
sales@barrier1.com

PATENT PROTECTED
THE DRAWINGS AND INFORMATION CONTAINED HEREIN ARE
PROPRIETARY AND CONFIDENTIAL, AND ARE AUTHORIZED ONLY
FOR USE FOR WORK ASSOCIATED WITH BARRIER1 SYSTEMS, LLC
ALL RIGHTS RESERVED.

PLAN VIEW

DROP AND SWING ARM

SHEET: 3 OF 3
20230104-10-W
SCALE: N.T.S.